

Resource Packs

Malta Book Festival '25

Look inside for:

- | | |
|--|----|
| • Introduction – How to Choose a Book | 01 |
| • User Guide | 04 |
| • Young Readers Activities (Years 1–6) | 05 |
| • Growing Readers Activities (Years 7–8) | 13 |
| • Independent Readers Activities
(Years 9–11) | 21 |

Introduction

Get ready for the MALTA BOOK FESTIVAL!

The **MALTA BOOK FESTIVAL** is just around the corner and it's set to be the reading event of the year!

Inside this pack you'll find activities and games galore. It's been created to spark your imagination and inspire you to leap into the world of independent reading.

Prepare to discover new favourites, meet unforgettable characters, and open doors to whole new worlds.

Let the reading adventure begin...

How to choose a book (and why it's important)

1

Follow your interests

Love animals? Find a tale about a heroic dog or a cheeky cat. Fascinated by space, superheroes, or baking cupcakes? No problem – there's a book for everyone!

2

Try the Five-Finger Test

Open to a random page and read. If you find more than five difficult words, it might be a bit too challenging for now. That's fine—try another! Reading should be fun, not frustrating.

Know when to switch

If a book just isn't your thing, it's okay to stop and choose another. Every reader is different—some love spooky stories or a dystopian adventure, others want fairy tale magic, while some crave every dinosaur fact ever written.

Why Choosing Matters

When you choose, reading becomes something you enjoy — not something you have to do. That's how you grow into a confident, curious, and lifelong reader.

Books expand your imagination, teach you new things and even help you understand your own feelings. They're like keys to countless worlds – and you hold the whole bunch!

So head to your school library, your local library, and the **MALTA BOOK FESTIVAL**. Browse through a few books and pick one that makes your eyes light up.

TIP! And remember – you have a **€20 BOOK VOUCHER** to spend on amazing books!

Happy reading!

User Guide

There are activities for **PRIMARY, MIDDLE** and **SECONDARY** students, three activities per level. Each set includes:

- Getting ready! – a warm-up activity to get students excited for their visit to the **MALTA BOOK FESTIVAL**.
- At the Malta Book Festival! – something fun and interactive to do while you're there.
- After the Malta Book Festival – a follow-up activity to keep the inspiration alive.

You can choose to do just one, two, or all three—it's completely up to you! Each activity is organised into clear sections:

What We'll Learn

A quick look at the learning goals, including the skills students will develop.

What We'll Do

An outline of the task—what both students and educators will be doing.

What We'll Need

A list of the materials required.

Let's Start!

Step-by-step instructions, prompts, and an estimated time to complete the task.

Worksheets

Printable handouts for the activity—print as many as you need!

OFF WE GO!

Book Cover Sorting Game

Let's play a game with **BOOK COVERS**!
We'll look at several book covers and put them into groups.

What we'll learn:

This activity will help us to:

- Develop **visual literacy** by noticing and interpreting book covers.
- Practice **speaking** through observation, discussion and explanation.
- Build **awareness of genre and themes** (e.g. animals, space).
- Make **personal connections** to books and build excitement for reading.
- Strengthen **group work** and **decision-making skills**.

What we'll do:

- Look **SUPER CLOSELY** at book covers.
- Talk about what we **SEE** and **THINK**.
- Think about what books we **LIKE**.
- **HAVE FUN** with books!

What we need:

- 8 TO 12 **BOOK COVERS**, printed or on a screen. The more colourful and varied, the better. Select book covers that reflect a range of topics and age levels.
 - o If printing them in colour do so in large format for easy visibility.
 - o TIP: Choose familiar titles to boost confidence.
- Set up a **LARGE SURFACE** (floor, carpet or table) for sorting.
- **SORTING CARDS** (for example):
 - o Fiction / Non-fiction
 - o Animals / Space / Art
 - o Funny / Scary stories
 - o Books for little children
 - o Books for older children

REMEMBER!

You will get a **BOOK VOUCHER** to spend on books at the **MALTA BOOK FESTIVAL**!

LET'S START!

1

Warm-up discussion (5-10 minutes)

- a. Show one book cover and ask prompting questions such as:
 - i. What do you see?
 - ii. What do you think this book is about?
 - iii. Would you like to read this book?

3

Sorting together (15-20 minutes)

- a. Hold up a cover and let children describe it.
- b. Decide where to put the book.
- c. Allow time for discussion and debate.
- d. Place the book in the chosen category.
- e. Repeat with each cover.

2

Sorting the first book (5 minutes)

- a. Show the sorting cards and explain to the children that you are going to place the cover in one of the groups.
 - i. Is it about animals?
 - ii. Does it look like a book for older children or little children?
 - iii. Can you put this book in more than one group?
- b. Place it in a group.

4

Group discussion (5 minutes)


- a. Ask the children to explain their choices in simple words.
- b. Other prompts you may use:
 - i. Which group had the most books?
 - ii. Did any covers surprise you?
 - iii. Which book would you like to read next?

BONUS IDEAS:

- Let children make their own **BOOK COVER** and sort it into a group.
- Play a **GUESSING GAME**: Which book would you read at bedtime?
- Make a **CLASS BOOK WALL**: Display all sorted covers on a bulletin board with labels.

SORTING CARDS


ANIMALS



FUNNY



ART



SCARY



SORTING CARDS

FICTION




NON-FICTION



**BOOKS FOR
YOUNGER
CHILDREN**



**BOOKS FOR
OLDER
CHILDREN**



Book Safari: My Book Festival Adventure!

Grab your **BOOK VOUCHERS** and join the adventure at the **MALTA BOOK FESTIVAL**! Like explorers in the wild, we'll be looking for the most exciting, curious books that we can find!

What we'll learn:

This activity will help us to:

- Develop early **book awareness** and explore different types of books.
- Practice **speaking** and **storytelling** through simple presentations.
- Build **confidence** and **engagement** with books and reading spaces.
- Strengthen **social interaction**, **observation**, and **memory recall** skills.

What we'll do:

- **EXPLORE** as many book stands as we can at the **MALTA BOOK FESTIVAL**.
- Use the **BOOK VOUCHERS** to buy **INTERESTING** and **FUN** books!
- Snap a **GROUP PHOTO** of everyone proudly holding the books!
- Use the **BOOK SAFARI CHECK SHEET** to see how many different types of books we chose.

What we need:

- **MOBILE PHONE** or **CAMERA**. This should be used by the educator/s to take photos. (Be mindful of data protection when taking photos!)
- **BOOK SAFARI CHECK SHEET** (overleaf)

LET'S START!

1. Visit as many book stands as you can. Help children to approach the stands respectfully and safely.
2. At each stand, help the children choose a book that genuinely interests them. Encourage them to focus on the content, not the size of the book or what others are picking.
3. Capture a fun group photo with everyone proudly showing off the books they picked!
4. Use the **BOOK SAFARI CHECK SHEET** to identify the different types and genres of books the children selected.

Book Safari Check Sheet

- ☐ **Has an animal on the cover**
- ☐ **Has a yellow cover**
- ☐ **Is about a prince or princess**
- ☐ **Is about space or planets**
- ☐ **Has a wizard, witch, or magical creature**
- ☐ **Is funny or makes you laugh**
- ☐ **Is a comic**
- ☐ **Is about nature or the environment**
- ☐ **Has food on the cover**
- ☐ **Has a dinosaur inside**
- ☐ **Has a girl as the main character**
- ☐ **Has a boy as the main character**

Book Safari 2: Sharing Stories!

Now that we've been on our **BOOK SAFARI** at the **MALTA BOOK FESTIVAL**, it's time to share what we found! Tell us about the amazing books that you bought!

What we'll learn:

This activity will help us to:

- Develop early **book awareness** and explore different types of books.
- Practice **speaking** and **listening skills** through simple presentations.
- Strengthen **social interaction, observation** and **memory recall** skills.

What we'll do:

- **RECALL** and **DESCRIBE** our **BOOK SAFARI** experience.
- **IDENTIFY** books we explored or enjoyed.
- **TALK** to the class about a book you bought with the **BOOK VOUCHER**.

What we need:

- Printed / digital **BOOK SAFARI PHOTO** on a screen
- **CHART/S**
- Drawing materials like **CRAYONS** or **MARKERS**
- **MY BOOK SAFARI MEMORY** sheet (overleaf)

LET'S START!

1. **Warm-up discussion / Circle time.** (5–10 minutes)
 - Who had fun on the BOOK SAFARI?
 - Who remembers one book they saw at the festival?
 - What was your favourite stand? Why?
2. **Show the class photo from the trip.** (20–30 minutes)
 - Each student (or group of students) says 1–2 sentences about the book they bought.
3. Distribute the **MY BOOK SAFARI MEMORY** drawing sheet. (10–15 minutes)
 - Children draw a picture of themselves with the book they liked the most. Ask them to complete a short sentence: "I liked this book because..."
4. **Wrap-up** (5 minutes)
 - Group photo with the children showing off their drawings.

MY BOOK SAFARI MEMORY



I liked this book because

The Book Personality Quiz!

Have you ever wondered what kind of book YOU are? This fun quiz will help you discover the perfect book for you and explore new stories that match your interest.

What we'll learn:

This activity will help us to:

- Develop **self-awareness** as readers by identifying personal interests and preferences.
- Build **understanding** of different book genres and their key characteristics.

What we need:

- Copies of the **BOOK PERSONALITY QUIZ** (overleaf)
- **PENCILS or PENS**
- A **WHITEBOARD** or **CHART** (optional, for group results or discussion)
- A selection of **BOOKS** from each personality category (optional)

BONUS IDEAS:

- **BLIND BOOK TASTING:**
Wrap books in brown paper with only the first sentence of the book written on the front. Let students choose a book based on the sentence.
- **BOOK MOOD BOARD:**
Students make a collage of images, quotes and colours that match their favourite type of book or story.
- **BOOK CHARACTER MATCH-UP:**
Students match characters from different genres to themselves or each other – who's most like Katniss Everdeen or Percy Jackson?

What we'll do:

- Take a fun and easy personality quiz with questions about our **LIKES, DISLIKES** and **FAVOURITE THINGS**.
- Find out our **BOOK PERSONALITY**.
- **SHARE** and **COMPARE** results with your friends – you might even find your book twin!

LET'S START!

1. Hand out the quiz to each student.
2. Give everyone **10-15 minutes** to answer the questions.
3. Match their answers to a **BOOK PERSONALITY**:
 - a. The Real-life Explorer
 - b. The Fantasy Dreamer
 - c. The Mystery Solver
 - d. The Laugh-Out-Louder
 - e. The Thrill Seeker
4. Reveal each student's result and offer book suggestions based on their type.
5. Encourage them to swap suggestions with classmates for even more ideas!

The Book Personality Quiz!

What kind of book are you?
Circle the answers that best describe
you — then find out what kind of book
matches your personality!

1. It's Saturday afternoon. You'd rather:

- a. Explore a secret place you've never been before
- b. Make up magical worlds in your imagination
- c. Watch a detective show or solve a puzzle
- d. Hang out with friends and make everyone laugh
- e. Try something that gets your heart racing

2. Which pet would you pick?

- a. A loyal dog who can hike with you
- b. A wise owl or a talking cat
- c. A clever raccoon who can find clues
- d. A goofy parrot who repeats funny things
- e. A mysterious black panther

3. You like stories that are:

- a. True or based on real people
- b. Full of spells, quests, and mythical creatures
- c. All about solving a mystery or uncovering secrets
- d. Hilarious and full of embarrassing moments
- e. Fast-paced, scary, or with unexpected twists

4. Your dream vacation is:

- a. Visiting a famous museum or historical place
- b. Going to a castle in a magical forest
- c. Exploring a creepy old town
- d. A wacky road trip with your besties
- e. An exciting jungle adventure

5. You hear a strange noise outside at night. You:

- a. Call a grown-up — safety first!
- b. Imagine it's a dragon or fairy sneaking past
- c. Grab a flashlight and go investigate
- d. Make up a joke about it
- e. Sneak out to see what's going on

The Book Personality Quiz!

What kind of book are you?
Circle the answers that best describe you — then find out what kind of book matches your personality!

6. Your ideal school project would be:

- a. Interviewing someone or researching a real-life hero
- b. Writing a story about a magical world
- c. Creating a mystery game with clues
- d. Making a funny comic or short film
- e. Building a survival kit or escape plan

7. Your favourite type of video or TV show is:

- a. Documentaries or real-life adventures
- b. Fantasy epics with dragons and quests
- c. Detective or mystery shows
- d. Comedy and sketch shows
- e. Action-packed thrillers or horror

8. If you were a superhero, your power would be:

- a. Super memory — facts are your jam!
- b. Spell-casting or shapeshifting
- c. Solving crimes with your brainpower
- d. Making people laugh instantly
- e. Running faster than lightning

9. Your friends describe you as:

- a. Smart and thoughtful
- b. Creative and imaginative
- c. Observant and clever
- d. Funny and loud
- e. Daring and full of energy

10. You'd love to read a book that:

- a. Teaches you something real and cool
- b. Takes you to a whole new world
- c. Keeps you guessing until the last page
- d. Makes you laugh out loud
- e. Glues you to your seat with excitement

Your Book Personality!

Mostly A's:

The Real-Life Explorer

You love stories about true events and real people. Try non-fiction, biographies or realistic fiction!

Mostly B's:

The Fantasy Dreamer

Your imagination is magic! You'd love stories with wizards, quests, talking animals, or made-up worlds. Try fantasy or mythology.

Mostly C's:

The Mystery Solver

You're a curious thinker who loves clues and suspense. Try mystery, detective or spy stories.

Mostly D's:

The Laugh-Out-Louder

You love to laugh and keep things silly. Try comedy, comics or goofy adventure books.

Mostly E's:

The Thrill Seeker

You're all about action, chills, and big twists! Try adventure, horror or dystopian stories.

Find your Book Match!

Let your **BOOK PERSONALITY** guide you! Use your Malta Book Festival **BOOK VOUCHER** to buy books that best reflect your interests.

What we'll learn:

This activity will help us to:

- Strengthen **independent book selection** based on personal preferences.
- Build **confidence** in navigating book displays and identifying genres.
- Engage in **peer recommendation** and **reflective discussion** around book choice.

What we'll do:

- Find our **BOOK PERSONALITY**.
- In small groups of 3–4, team up with others who share your **BOOK PERSONALITY** type. (Or mix types for variety!)
- Use your personality description as a guide:
 - * Search the festival stands for 1–3 books that suit your personality.
 - * Write down the title and author of each book.

LET'S START!

What we need:

- Our **BOOK PERSONALITY CARD** (overleaf)
- **PENS or PENCILS**
- **THE MALTA BOOK FESTIVAL BOOK VOUCHER**

1. Check out the **BOOK PERSONALITY** types on the sheet — which one feels just right for you?
2. Now you have a **BOOK PERSONALITY CARD!**
3. Join a team (same type or mixed types).
4. Explore the stands to find books that match your reading style.
5. Fill in your **BOOK PERSONALITY CARD!**

TIP! You can use your **BOOK VOUCHER** to buy these books!

The Book Personality Cards

Which of these best suit your personality?



The Fantasy Dreamer

Your imagination is magic! You love stories with wizards, quests, talking animals or made-up worlds. Try fantasy or mythology.

Title	Author



The Mystery Solver

You're a curious thinker who loves clues and suspense. Try mystery, detective or spy stories.

Title	Author



The Real-Life Explorer

You love stories about true events and real people. Try non-fiction, biographies or realistic fiction!

Title	Author



The Laugh-Out-Louder

You love to laugh and keep things silly. Try comedy, comics or goofy adventure books.

Title	Author



The Thrill Seeker

You're all about action, chills, and big twists! Try adventure, horror or dystopian stories.

Title	Author

Book Recommendations

Find your next **FAVOURITE READ** – from you and your mates! You can **RECOMMEND BOOKS** to your friends and vice versa!

What we'll learn:

This activity will help us to:

- Build **awareness** of different book genres and types.
- Develop the ability to recommend books by **reflecting on personal reading preferences**.
- Encourage **venturing beyond one's reading comfort zone**.

What we'll do:

- Fill out a **MINI RECOMMENDATION CARD**.
- **SWAP** cards with friends.
- Create a **CLASS READING LIST** based on these recommendations.
- **DISPLAY** the **CLASS READING LIST** or the **MINI RECOMMENDATION CARDS** on a wall or table.

LET'S START!

1. Warm-up discussion (5–10 minutes)

- a. What was the most interesting book you came across at the Malta Book Festival?
- b. Have you found a book that matches your **BOOK PERSONALITY**?
- c. Have you ever picked up a book that you didn't think you'd like but ended up loving? What was it?

2. Hand out the **MINI**

RECOMMENDATION

CARDS. Students fill them in. (10 minutes)

3. Students swap their cards with those of their friends and discuss their choices. (10–15 minutes)
4. The educator collects the cards and creates a **CLASS READING LIST** based on them. The cards and the list can be displayed on a **RECOMMENDATION WALL** or table.

What we need:

- **PENCILS** or **PENS**
- **MINI RECOMMENDATION CARD** (overleaf)
- **CLASS READING LIST** (overleaf)
- **CHART**

BONUS IDEAS:

- **GUESS THE GENRE:** Read out book blurbs (no titles!) and let others guess the genre or Book Personality match.
- **BOOKMARK SWAP:** Write a favourite book quote on a blank bookmark and exchange with someone else.

MINI RECOMMENDATION CARDS



MINI RECOMMENDATION

Title: _____

Author: _____

I recommend it because



MINI RECOMMENDATION

Title: _____

Author: _____

I recommend it because



MINI RECOMMENDATION

Title: _____

Author: _____

I recommend it because



MINI RECOMMENDATION

Title: _____

Author: _____

I recommend it because



Class Reading List



Biography



Fantasy



Horror



Adventure



Animals



Mystery



Space



History

Title	Author

Judge a Book by its Cover

This activity is all about first impressions, instincts and curiosity. Can you guess a story's plot, tone or genre just by looking at its cover?

What we'll learn:

This activity will help us to:

- Develop **visual literacy** by analysing cover design, typography and layout
- Become aware of how **marketing influences** reader expectations
- Practice inference skills using **visual and written cues**.

What we'll do:

- Look at a **SELECTION OF BOOK COVERS** without reading the titles or blurbs.
- Write down and discuss what you **THINK** the book is about – genre, mood, characters, etc.
- **REVEAL THE BLURB OR ACTUAL STORY SUMMARY** and compare your ideas.
- Vote for your **FAVOURITE** cover and your most **MISLEADING** one!

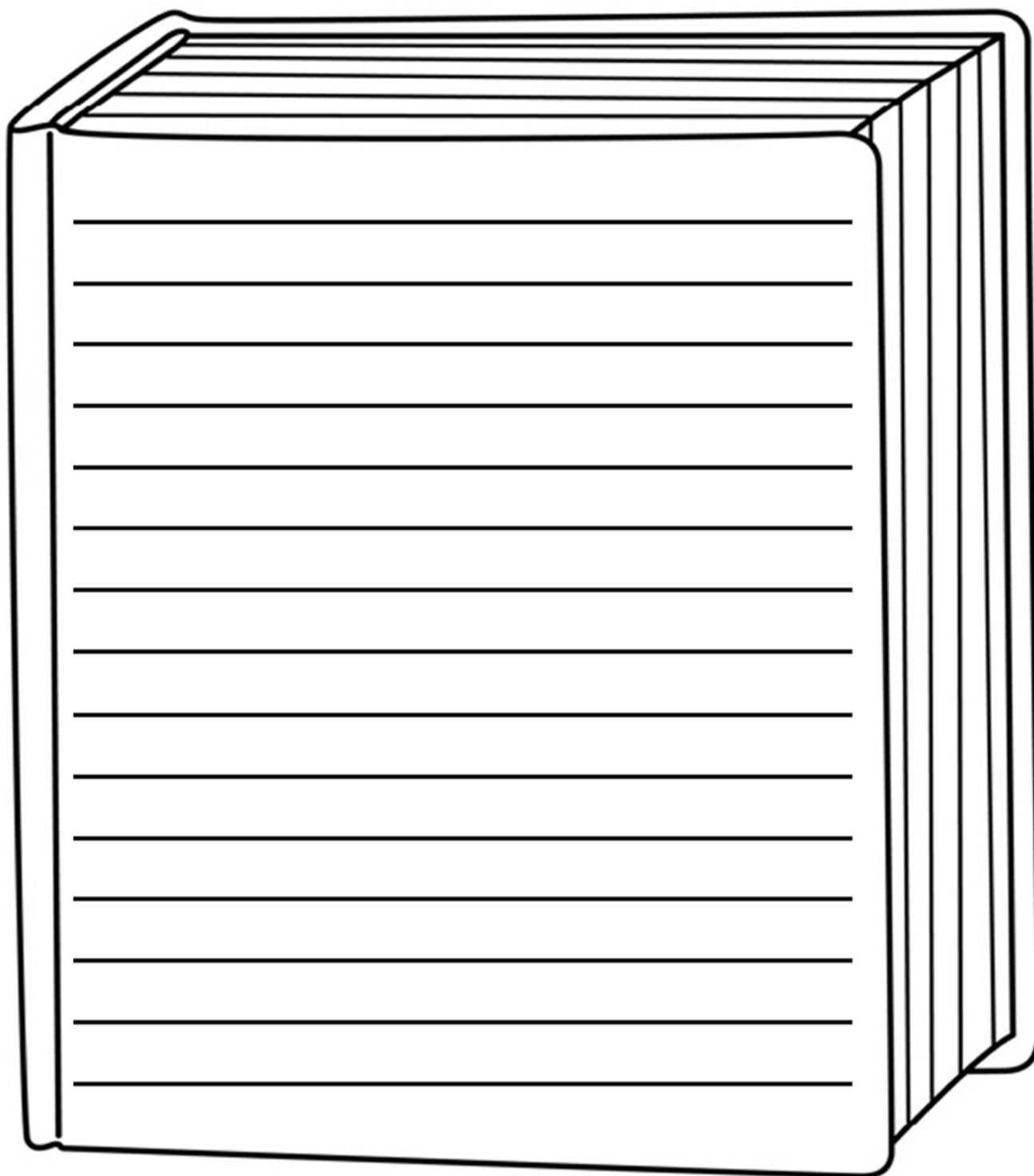
LET'S START!

1. Reveal a book cover.
2. Write your guess on the **BOOK COVER CARD** (2 minutes)
 - a. What genre is it?
 - b. Who might the main character be?
 - c. Is this book for children or adults? Why?
 - d. Why did they use these colours and fonts?
3. Reveal the title of the book and read the blurb.
4. Discuss your reaction with a partner or a group (5 minutes).
 - a. Was your guess close?
 - b. Did the cover trick you or hook you?
5. Repeat with the rest of the covers.
6. Vote for the class' favourite cover and the most misleading one.

TIP!

Some of these books might be at the **MALTA BOOK FESTIVAL** and you can use your **BOOK VOUCHER** to buy them!

Book Cover Card



If This Were My Book...

Ever seen a book cover that sparked your imagination with ideas only to find that it was totally different? In this activity, you'll come up with your own story using just the cover!

What we'll learn:

This activity will help us to:

- Read **visual clues** from book covers—genre, audience, mood and plot.
- **Think** like a writer or illustrator.
- How to build on **our own ideas** from a single image.

What we'll do:

- Look around at book stands at the **MALTA BOOK FESTIVAL**
- Choose a cover that grabs our attention.
- Ask ourselves:
 - a. What do the images and colours suggest?
 - b. Who do I think this book is for?
 - c. What's the genre?

What we need:

- **PENCILS or PENS**
- **WORKSHEET** (overleaf)

TIP!

You can use your **BOOK VOUCHER** to buy this book (and others!).

LET'S START!

1. Have a look around the book stands and choose a cover that jumps at you.
2. Imagine the world behind the cover. Is it a dragon school? A haunted bakery? A robot love story?
3. Next, read the blurb to know what it's about.
4. Now, come up with your own alternate story based on the book cover and the blurb.
5. On the worksheet, finish the following sentence: *If this were my book, it would be about...*
6. Write a short paragraph with your version of what this book is about.

Book Cover Card

**If this were my book, it
would be about...**

Blurb It!

You know that little teaser on the back of a book? That's the blurb! Pick a book and write your own blurb.

What we'll learn:

This activity will help us to:

- **Summarise** a story in a few powerful sentences.
- Use **mystery, emotion** and **excitement** to grab a **reader's attention**.
- Write in a **voice** that matches the book's style and genre.

What we'll do:

- Think about one of our favourite books. It could be one that we saw at the **MALTA BOOK FESTIVAL**, or that we bought with the **BOOK VOUCHER**
- Write a 3-5 sentence blurb that would go on the back cover.
- Share our blurb with the class. Would they pick up the book based on our blurb?

What we need:

- **PENCILS or PENS**
- A copy or image of the book we're writing about
- **BLURB SHEET** (overleaf)

BONUS IDEAS

BLURB SWAP: Write a silly blurb for a well-known book and see whether your classmates can guess the book.

BOOK TRAILER: Turn your blurb into a 30-second movie trailer pitch, live or recorded.

LET'S START!

1. Look intently at the book cover.
 - a. What attracts you about the cover?
 - b. What can you infer about the story from the title of the book?
2. Write a 3-5 sentence blurb (5 minutes). Include:
 - a. A sense of the main character or setting.
 - b. The problem or mystery without giving it away.
 - c. A hook that makes someone want to read more.
3. Share your blurb with the rest of the class. (2-3 minutes)

Book Cover Card

A decorative rectangular frame with ornate scrollwork at the corners. Inside the frame, there are eight horizontal lines for writing, followed by a row of five icons: a magnifying glass, crossed swords, a griffin, a planet with a ring, and a classical building.