



Yaza Guide

v2023-10

MBF Voucher System

This document is v2023-10 of the Yaza Guide related to the MBF Voucher System.

Table of Contents

Contents

Disclaimer	3
Notice	3
Versioning.....	4
Document Details	4
Revision Description	4
Introduction.....	5
Sample Voucher.....	5
Using the NBC Voucher System.....	6

PRIVATE & CONFIDENTIAL

Disclaimer

This document and any files and/or content included with it, hereinafter referred to as the "document", is confidential, and is intended for internal use of Yaza Tech Ltd. hereinafter referred to as the "issuer". If you are seeing this document and are not the issuer or have not been given permission by the issuer to view this document then you must immediately inform the issuer how you obtained the document and delete it from your system. In no case can any person, without specific permission in writing by the issuer, disseminate, distribute or copy any files or content within this document.

You are notified that disclosing, copying, distributing or taking any action in reliance on the contents of this document is strictly prohibited. The issuer accepts no liability for the content of the document, or for the consequences of any actions taken on the basis of the information provided, unless that information is subsequently confirmed in writing.

Notice

This document can and will be amended from time to time.

PRIVATE & CONFIDENTIAL

Versioning

Document Details

Reference: Yaza Guide - MBF Voucher System (v2023-10)
Version: v2023-10
Date: 3rd October 2023
Authors: Christian Ransley B.Sc.
Audience: NBC Book Fair participating stores

Revision Description

No.	Date	Description/Amendments
v2021-10	20/10/2021	Issue of Document
v2022-10	31/10/2022	Change Sample Voucher
v2023-10	03/10/2023	Change Sample Voucher, Changes to text and contact details

Your Contact

During the 2023 Malta Book Festival, your point of contact from the National Book Council will be Andrew Ricca who can be contacted on 99597752.

PRIVATE & CONFIDENTIAL

Introduction

Students will be able to use vouchers at the 2023 Malta Book Festival. These vouchers can be redeemed by the participating bookstores using the MBF Voucher System.

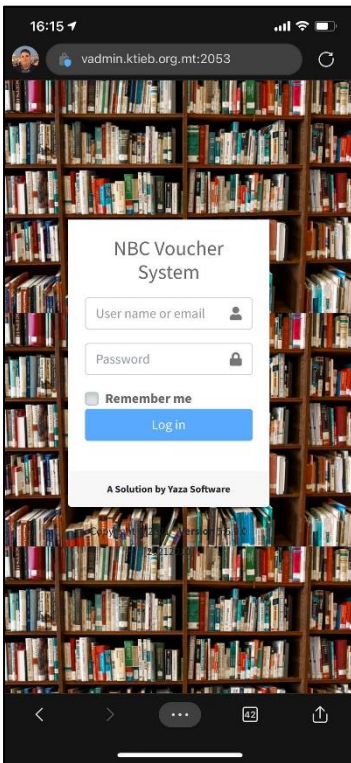
Sample Voucher

The below image shows what the Offline voucher for the 2023 Malta Book Festival will look like.




PRIVATE & CONFIDENTIAL

Using the MBF Voucher System

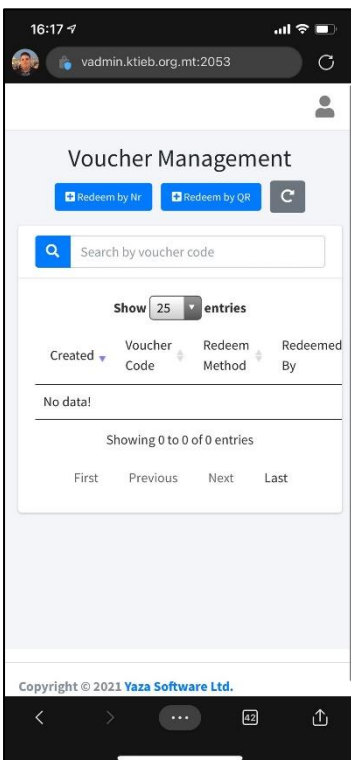


On your mobile device, using your browser of choice, go to the URL <https://vadmin.ktieb.org.mt>.

You should be presented with the NBC Voucher System Login screen as per image on the left.

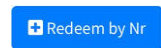
Here you need to put in the provided username and password and then click on the  Button.

If you would like the system to remember your credentials so you are not asked every time you want to log into the system, just tick on the Remember me tick box.

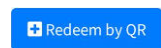


Once you login you should be presented with the screen as per the image on the left.

On the top of the screen, you have 2 buttons:



Click on this button if you want to redeem the voucher using the voucher number found on the voucher document.



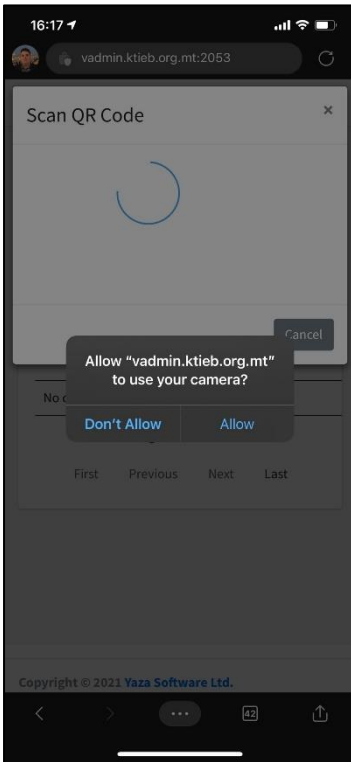
Click on this button if you want to redeem the voucher using the QR code found on the voucher document.

The below section you will have a list of vouchers that have already been redeemed in your bookstore.

If you would like to search for a code you can enter the voucher code in the search box and click on the search icon.



PRIVATE & CONFIDENTIAL



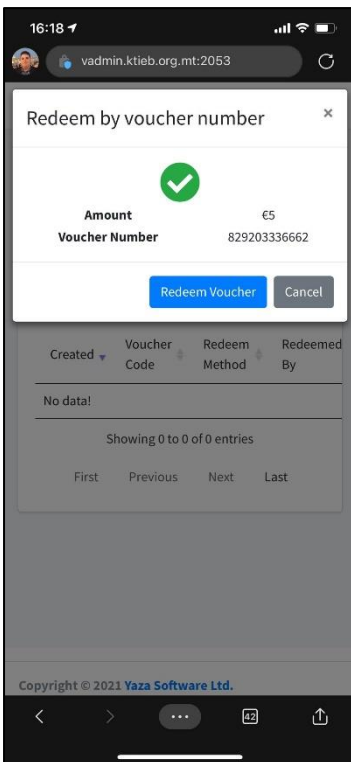
If you choose to redeem the voucher using the QR code by pressing the **Redeem by QR** button, you will be prompted to scan the QR code.

You should be able to scan the code on the paper or on a mobile device.

You could be prompted to allow access to the mobile device camera as per image on the left.

Once you grant the access you will be able to scan the QR code with your mobile device camera as per image on the right.

You can cancel at any time by clicking on the **Cancel** button.

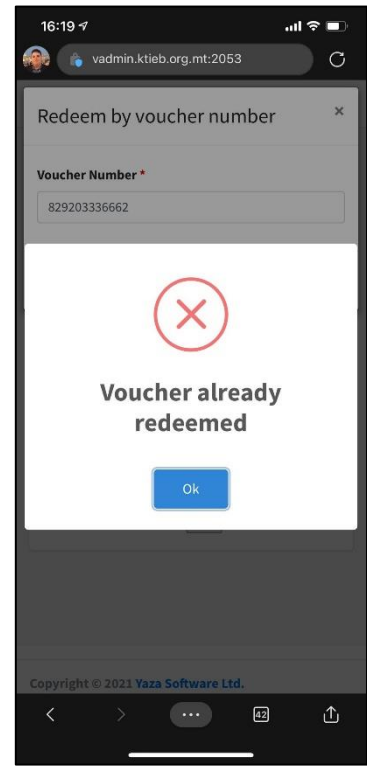


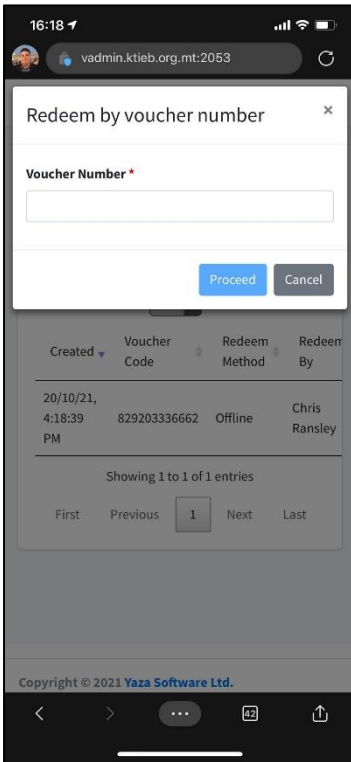
Once the QR code is read, if the voucher code is valid, it will be displayed on the screen as per image on the left.

If you click on the **Redeem Voucher** button, the voucher will be redeemed and placed in your bookstore list.

If you do not want to redeem the voucher at this time, you can click on the **Cancel** button.

If the voucher code has already been redeemed, you will be presented with a notification informing you that the voucher has already been redeemed as per image on the right.



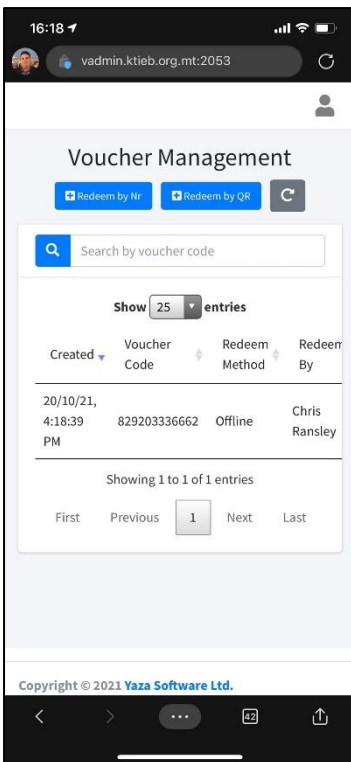
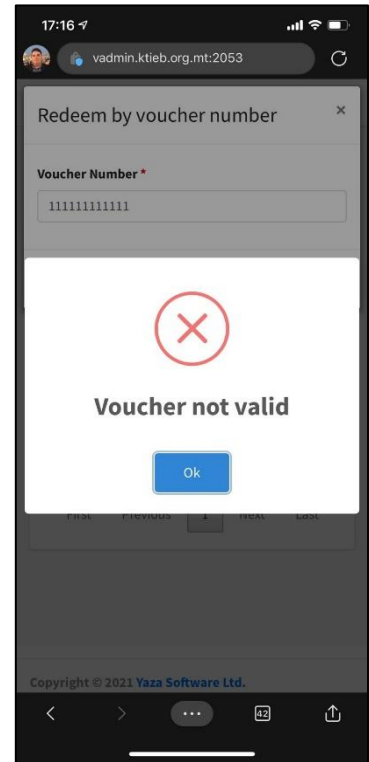


If you choose to redeem the voucher using the voucher code by pressing the **Redeem by Nr** button, you will be prompted to enter the Voucher code as per the image on the left.

Once you enter the voucher code you will need to click on the **Proceed** button, the voucher will be redeemed and placed in your bookstore list.

If you do not want to redeem this voucher at this time, you can click on the **Cancel** button.

If the voucher you enter is incorrect, you will be presented with a notification informing you that the voucher is not valid as per image on the right.



Once the voucher is redeemed you will now see it in your bookstore's redeemed voucher list.

The list displays

- the Date the voucher was redeemed
- the voucher code redeemed
- the redemption method (in this case Offline Method)
- the user that processed/redeemed the voucher.